

# The Secret Life of Bugs: Going Past the Errors and Omissions in Software Repositories

Jorge Aranda  
Department of Computer Science  
University of Toronto  
10 King's College Road  
Toronto, Ontario, M5S 3G4, Canada  
jaranda@cs.toronto.edu

Gina Venolia  
Microsoft Research  
One Microsoft Way  
Redmond, WA, 98052, USA  
gina.venolia@microsoft.com

## Abstract

*Every bug has a story behind it. The people that discover and resolve it need to coordinate, to get information from documents, tools, or other people, and to navigate through issues of accountability, ownership, and organizational structure. This paper reports on a field study of coordination activities around bug fixing that used a combination of case study research and a survey of software professionals. Results show that the histories of even simple bugs are strongly dependent on social, organizational, and technical knowledge that cannot be solely extracted through automation of electronic repositories, and that such automation provides incomplete and often erroneous accounts of coordination. The paper uses rich bug histories and survey results to identify common bug fixing coordination patterns and to provide implications for tool designers and researchers of coordination in software development.*

## 1. Introduction

Modern large-scale software development demands managing huge quantities of bugs on a daily basis. Fixing them is one of the most common and time consuming activities of developers [16]. When bugs number in the thousands, it is unfeasible for both team members and researchers to keep their details present in their minds. Abstraction becomes necessary: project health is measured by bug counts, for instance, and productivity by the rate of bugs closed.

Amid such abstractions it is easy to forget that every bug has a story behind it. The people that discover and resolve it need to coordinate, to get information from documents, tools, or other people, and to navigate

through issues of accountability, ownership, and organizational structure. There are awareness requirements, inefficiencies, and opportunities for improved productivity and quality at every step in the process, yet these only become apparent when we go beyond the abstracted numbers and into the rich, detailed history of coordination in each bug.

As researchers, we often rely on repositories of software project information as the main or only source of evidence to extract the histories of bugs and other work items. They are usually stored in the form of tickets or records in a bug database. They provide a convenient compartmentalization of work. We use project management systems' features such as audit trails and data fields that keep track of ownership and of the context of each work item. Sometimes we enrich the histories in ticketing systems with records of electronic communication among team members, and with organizational structure data extracted from human resources databases. However, to this point the use of these electronic repositories as reliable and sufficient accounts of the history of bugs or work items has not been properly validated, and we do not have a description of the common coordination dynamics underlying bug histories.

This paper reports on a field study of coordination activities around bug fixing that used a combination of case study research and a survey of software professionals. The study goes beyond the electronic repositories of software activity by talking directly to the key actors on the bugs to discover the patterns of group work that are commonly used to fix bugs. It discusses the reliability of electronic repositories as the basis of research into the coordination of software projects, and provides some implications for the design of coordination and awareness tools.

## 2. Related Work

Research on coordination of software professionals faces the problem of having too many possible events and variables to observe and too limited observation and analysis resources. The need to be selective permeates our data collection and analysis strategies. To address this, and as a broad generalization, empirical studies of coordination in software development tend to follow three approaches.

First, as discussed earlier, there are reports based primarily on electronic traces of team activity. These electronic traces are used as a substitute for the observation of software development work. For instance, Herbsleb and Mockus [11] use source code change management system data (as well as a survey) to model distributed software development. Cataldo *et al.* [5] use automatically extracted archival data to compute coordination requirements. Valetto *et al.* [20] mine software repositories to establish a measure of the socio-technical congruence of an organization.

Second, there are detailed, rich accounts of the activity of one or a few software professionals. These are usually the result of ethnographic observations and fly-on-the-wall studies, such as the work of Chong and Hurlbutt on coordination of programming pairs [6] and of Ko *et al.* [14] on information needs of collocated teams.

Third, there are broader, abstracted reports of a number of software projects. These tend to be detailed and nuanced as well, but they focus on trends and patterns of what went right or wrong at the group or project level. This is the case of Brooks' classic postmortem of the OS/360 [4], and of the identification of cognitive, team, and organizational dynamics by Curtis *et al.* [7]. Recently, de Souza and Redmiles have used this approach to characterize the coordination of software professionals [8].

All of these approaches are necessary, and they have given us quite useful information about coordination in software projects. But, to our knowledge, a work-unit-centric approach to study coordination has not been explored in our field.

There is precedent for the work-unit-centric study of coordination in other disciplines. Common examples are the studies of root cause analyses (RCA) [21], which explore a number of process failures to uncover and fix their root causes. Our methodology differs from RCA in many ways; most importantly in that it is not interested in locating the main points of failure in a process (there does not even need to be a failure), but in describing and characterizing the process itself.

Studies of coordination in software development have often portrayed it as an informal, complex and context-dependent phenomenon. The prominence of informal and undocumented coordination activities has been mentioned several times (notably by Kraut *et al.* [15], Perry *et al.* [18], and Herbsleb and Grinter [10]). Documentation, a centerpiece of formal process proposals, has been studied by Lethbridge *et al.*, who report that it is often out of date and rarely consulted by developers [17]. This does not mean that developers do not need to acquire project information constantly: according to Singer *et al.* [19] search is one of the primary kinds of developer work. Rather, as Hertzum points out [12], engineers are interested in finding *trustworthy* information, which often leads them to their colleagues or other familiar sources rather than documents.

Finally, previous studies on coordination around bug repositories have studied them from different angles. They are the main data source of the work on automatic assignment of bug ownership by Anvik *et al.* [1]. Bettenburg *et al.* [3] use them to improve the quality of bug reports. And De Souza *et al.* [9] studied approaches to manage interdependencies at a project at NASA, and describe "problem reports" as boundary objects, which are used by different groups of software professionals for different purposes.

## 3. Study Design and Execution

The goal of our study is to provide a rich, contextualized, work-item-centric account of coordination in bug fixing tasks. We had two main research questions:

First, how is the process of fixing bugs coordinated in software teams? What is the lifecycle of bugs? What are the most common patterns of coordination involved in this work? How does their resolution play out over time and over the socio-technical network of the teams that work on them?

Second, do electronic traces of interaction provide a good enough picture of coordination, or is non-persistent knowledge necessary to understand the story of each bug fix?

We executed a field study in two parts. The first was a multiple-case exploratory case study [22] of bug histories. The second aimed to validate our case study findings with a survey of software professionals (developers, testers, and program managers). In both cases our data comes from software development at Microsoft's product divisions. The following sections describe both parts of our study separately.

### 3.1 Multiple-case case study

The unit of analysis of our case study was *the history of a closed bug*. We defined it as the collection of conceptually related activities that at some point in the life of their project were summarized as at least one entry in a bug database. Some records in bug databases are not bugs in the strict sense; we still treated them as such since our teams did. Some bugs have duplicate records; we considered all of the duplicates as part of the same conceptual entity. Some bugs exhibit symptoms that are initially seen as different bugs and recorded separately; we treated them as part of the same defect whenever possible.

Bugs do not necessarily begin their life when the entry is created in the bug database or end when they are marked as “Closed”. Some of them extend further in both directions; this extended life is part of our unit of analysis.

We selected our cases from three major product divisions at Microsoft. Our selection criteria were:

- The bug was filed in a bug database, and some elementary information about its nature was posted in its data fields.
- The bug was marked as “Closed” at the start of our observations.
- The bug was fresh (it was closed within two weeks of the start of our observations).

Our cases were selected randomly. Other data, such as the bug’s resolution mechanism, were not part of our selection criteria, and we did not control for them.

To get a better picture of the path that user-reported bugs follow, we deviated from our selection criteria in one case: we contacted a Customer Support escalation engineer and requested a pointer to a bug that had come from Microsoft’s escalation channels (that is, a bug that was reported by a customer to support staff).

All of our cases followed the same methodology. First, we queried a product division’s bug database to find a case fulfilling our criteria. We obtained as much information as we could from its electronic records, including the events in its audit trail, all the bug record’s data fields, data on its owners and on everybody that had participated in any action related to the bug, and links to source code repositories.

From that point, we traced backwards by contacting the people that had last touched or were referenced by the bug record. If they were not relevant to the history (a common case, due to bulk edits of bugs), we kept tracing back to find agents that were relevant for the bug.

Once found, we interviewed them to get their understanding of the history of the bug and of the

participants and artifacts from which they obtained information or with which they coordinated to close it. When we were pointed to an artifact, such as a specification document, we analyzed it and traced back to its creators. When we were pointed to other people, we contacted them if possible, and repeated the process with them. When we were pointed to a persistent communication medium, such as an email, we obtained a copy, analyzed it, and traced back to its originators.

In some cases this process would reach a dead end but we knew there was more information to be found (because, for instance, we had yet to reach the point where the bug had been originally discovered). If that was the case, we jumped to the next relevant participant in the bug record and continued reconstructing the bug history from that point. We always made sure to reach the beginning of the story.

In other cases our inquiries would lead us to people and artifacts so far along the chain of events that they had little or no relevance to our bug’s history. In those cases we made a subjective judgment call and stopped exploring those branches.

Our methodology was theoretically inspired in the focus on people, artifacts, and information flow of Hutchins’ Distributed Cognition framework [13]. However, as we had expected [2], we found so many instances of information flow that executing our case studies at the computational and representational level of Hutchins’ studies was not feasible. We tried to strike a balance between richness and contextual detail on one hand, and replication and generalization power on the other. We stopped collecting data on a chain of events when we had reconstructed it in full, or when we had reconstructed it partially, but proceeding further was unfeasible due to a lack of participation from some of its actors or due to our time constraints.

Our data collection was semi-structured. For each case we collected the following information:

- A list of primary and secondary actors in the history and their contributions.
- A list of relevant artifacts and tools.
- A chronological list of the information flow and coordination events in the bug’s history.
- Pieces of evidence as required by the particularities of each case.
- The history of the bug as reconstructed by its record in the bug database.
- The history of the bug as reconstructed by the full collection of electronic traces we obtained
- The history of the bug as reconstructed from making sense of all available evidence, including our interviews with participants.

**Table 1 – Cases Summary**

Case	Type of Case	How Found	Resolution	Direct Agents	Indirect Agents	Other Listeners	Lifespan (days)	Days w/Events	Events
C1	Documentation	Ad-hoc test	Fixed	6	4	179	320	12	19
C2	Code (security)	Ad-hoc test	Fixed	21	6	3	408	49	138
C3	Build test failure	Automated	Fixed	42	8	291	59	21	141
C4	Code(functionality)	Ad-hoc test	Fixed	6	1	0	7	5	16
C5	Code (install)	User (Beta)	By Design	2	3	0	2	2	12
C6	Code(functionality)	Automated	Fixed	2	4	11	29	6	20
C7	Build test failure	Automated	Fixed	6	7	197	14	6	34
C8	Code(functionality)	Dog food	Won't Fix	2	7	0	2	2	5
C9	Code(functionality)	Automated	Not Repro	5	2	1	2	2	12
C10	Code(functionality)	Escalation	Fixed	23	18	13	35	20	220

In total, we studied ten bugs (including the escalation case). We interviewed 26 people. A brief summary of our cases is provided in Table 1. *Direct Agents* are those who executed tasks in the process of resolving the bug; *Indirect Agents* were addressed by Direct Agents, but did not intervene.

### 3.2 Survey

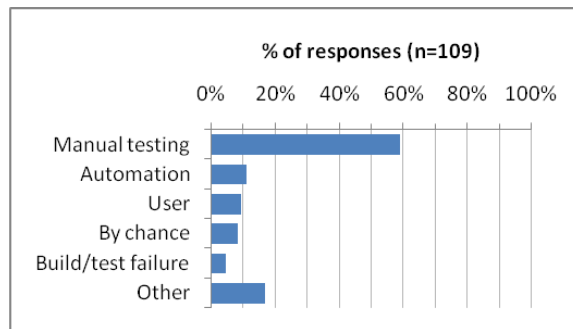
We validated our case study results with a 54-question survey of software professionals at Microsoft. We sent it to 1,500 randomly selected Microsoft employees divided evenly between developers, testers, and program managers. We offered participants a chance to win a \$500US gift card. We received 110 responses (7.3% response rate); all responses were optional but for all questions we received at least 100 responses. We did not control for the product division of the respondents or for demographic criteria.

The survey asked each respondent about the history of the *last* recently closed bug that they had played a primary role in resolving. It asked them to go over the corresponding record in the bug database and to bring up and re-read any emails pertaining to the bug, so as to have the history of the bug fresh in their minds.

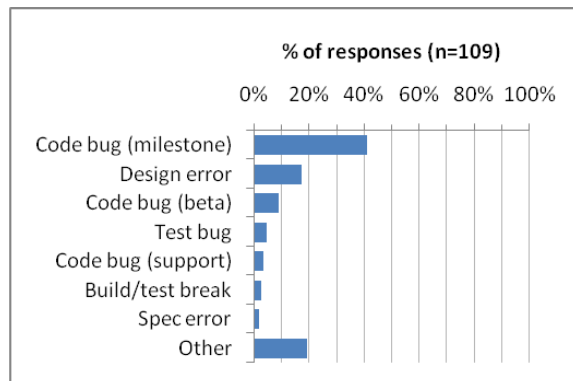
The survey had three main parts. In the first, respondents gave us general data about the bug in question. In the second we questioned about the coordination patterns that we will present in Section 5. In the third, we probed the extent to which the record in the bug database told the full story of their bug.

Results from some of the general data questions appear in Figures 1-3. Although it is not appropriate to compare the case studies with the survey responses using statistical means, the two are mostly in agreement, with one exception: the number of direct

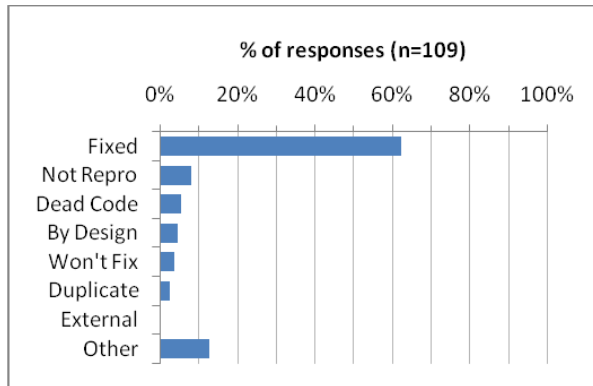
agents identified in the case studies versus those reported in the survey. The quartiles for directly involved agents in the survey are 3 (25%), 4 (50%), 6 (75%) and 15 (100%). In contrast, three of our ten cases had more than 15 directly involved agents. We believe the difference suggests that our investigation revealed a much bigger bug footprint than our respondents perceive.



**Figure 1 - How was this bug found?**



**Figure 2 - Kind of bug**



**Figure 3 - How was this bug closed?**

## 4. Errors and Omissions

The most striking lesson from our cases is the deep unreliability of electronic traces, and particularly of the bug records, which were erroneous or misleading in seven of our ten cases, and incomplete and insufficient in *every* case. In fact, even considering all of the electronic traces of a bug that we could find (repositories, email conversations, meeting requests, specifications, document revisions, and organizational structure records), in *every case but one* the histories omitted important details about the bug.

Before discussing the errors and omissions in these cases, we need to note that we believe this problem is not a consequence of a carelessness or lack of discipline particular to Microsoft. The repositories and documents we reviewed seem to be as thorough as those of comparable companies, or more. We discuss this in greater detail in our Limitations section.

### 4.1 Levels of data collection and analysis

We found there are several levels at which one can investigate the history of bugs, roughly corresponding to the amount of time one needs to invest in each of them. Each level incorporates all of the information acquired in the previous, plus additional findings from a deeper analysis:

**Level 1: Automated analysis of bug record data.** At the first level, one can use automation to obtain a list of agents that were involved in a bug's history, as well as information such as a bug's lifespan, its resolution, its changes of state, how was it found, who were its owners, which code change-sets correspond to the bug, and a chronological list of its events.

**Level 2: Automated analysis of electronic conversations and other repositories.** Traces of electronic conversations can be used to construct a social network of electronic interaction, and assume that it corresponds in structure and intensity to the real communication events of the participants. These data can be filtered by participants, keywords and timestamps to locate the electronic interactions that are (probably) related to the bug in question.

**Level 3: Human sense-making.** Automation is still far short of a human's capability to infer every connection in the data and reason about the evidence.

First, there is often a wealth of information in the electronic repositories described above, but it is not formally linked—discovering it requires a semantic, unstructured analysis of the evidence. For instance, a note by person A in a bug record could state that a fix “will not address group X's performance concerns, which will be filed in a separate bug”. An adequately motivated human could conclude that there probably was a discussion between A and representatives of X, extract the list of people that are part of group X from a different database, match it with email records to identify the relevant conversation and agents involved, and, through trial-and-error queries (since no bug ID is provided), locate the follow-up bug in the database.

Second, and posing an even greater challenge for automation, if we want to understand and improve coordination dynamics we need our bug histories to include the social, political, and otherwise tacit information that is also part of the bread and butter of software development. This is often subtle, not always apparent, and it must be read between the lines of the evidence collected.

**Level 4: Direct accounts of the history by its participants.** Interviewing the participants of a bug history seems to be the best gateway to obtain the information that was not documented, or it is disconnected, or erroneous. Interviews enrich significantly the data of the previous levels, as long as they take place before the history of the bug is forgotten. Although they are not guaranteed to provide us a complete account of the bug's history, they allow us to validate earlier conclusions, and to detect events that are not stored in the records, but that are essential to understand it.

### 4.2 The levels in practice

We conducted our case study at the last of the four levels we listed. However, throughout its execution, we

kept parallel bug histories corresponding to every previous level of analysis of the evidence, in an effort to determine how much of the real histories of bugs is gained or corrected at each level.

The differences between levels were stark, quantitatively and qualitatively. The following tables help to contrast them. Table 2 shows the number of events we could log, for each level, in the bug histories. Similarly, Table 3 shows the total number of agents (direct and indirect) found at each level.

**Table 2 – Events**

Case	Level 1	Level 2	Level 3	Level 4
C1	8	16	17	19
C2	11	11	138	138
C3	19	119	119	141
C4	11	14	15	16
C5	8	11	11	12
C6	12	18	19	20
C7	6	33	34	34
C8	4	4	5	5
C9	7	11	12	12
C10	17	78	149	220

**Table 3 – Agents**

Case	Level 1	Level 2	Level 3	Level 4
C1	7	9	9	10
C2	5	5	27	27
C3	12	38	38	50
C4	5	5	7	7
C5	4	5	2	5
C6	7	7	5	6
C7	7	14	12	13
C8	6	6	15	9
C9	6	7	7	7
C10	8	25	41	41

Although the numbers support our claims, they cannot show the extent to which the bug histories diverge among levels. It is not just that higher levels produce longer stories; rather, they change qualitatively in ways that are deeply relevant to the study of coordination. The following paragraphs describe the most important kinds of divergence that we observed.

**4.2.1 Erroneous data fields.** Basic data fields in bug records were sometimes incorrect. C9 was a Test bug, but it was marked as a Code bug. Some duplicates of C2 and of C4 had the wrong Status (they were still marked as “Resolved” when their duplicates had been marked as “Closed”). C8 was resolved as “Won’t Fix”, when it should have been resolved “By Design”.

Our survey asked participants regarding about the Resolution field of their bugs, and their responses support our finding. 10% of the respondents stated that the Resolution field of their bug was inaccurate.

**4.2.2 Missing data in bug record.** Among the important bits of data missing from bug records were links to the source code repository in C7 and C10, links to duplicate and related records of bug C2, links to a bug that was found in the process of resolving the original in C9, any links to specification documents (especially for case C5, resolved By Design), reproduction steps (C3), a statement of the corrective actions taken to fix the bug (C2, C4, C7), and a statement of the root cause of the bug (C7, C9).

The missing link to source code change-sets is one of the most problematic omissions. For the last bug of 70% of our survey respondents, the fix involved committing code to a repository. But 23% of those cases had no link from the bug record to the source.

The survey supports the rest of our findings too. Reproduction steps were marked as incomplete, inaccurate, or missing, 18% of the time. Corresponding percentages for the root cause of bugs and the corrective actions taken are 26% and 35%.

**4.2.3 People.** Obtaining the lists of primary and secondary participants in a bug’s history was a constant source of errors and omissions. People that took actions concerning the bug were often not mentioned in the record or in email communications (C2, C3, C7, C9, C10). The purported owners of a bug sometimes had no activities or stake in its resolution (C6, C7, C8, C9). The extent of a participant’s contribution was easy to misjudge based on electronic traces: high frequency and intensity of interaction did not imply high level of contribution. And in at least two occasions, the geographic location of our interviewees was incorrect in the employee database.

In the survey, the people marked as “owners” of the bug were driving its resolution only in 34% of the time. In 11% they had nothing to do with the bug.

Furthermore, according to our responses, in 10% of the time the primary people that worked on a bug are not easy to spot by looking at the bug record, and in 10% they do not even appear in the record. The list of people that edited the bug’s fields and history includes only some of its primary participants 40% of the time, and none of them 4%. Corresponding numbers for secondary participants are 39% and 38%. *All* of the people in the bug’s history and fields are fully irrelevant in 7% of the cases.

**4.2.4 Events.** It is unrealistic to expect all events related to a bug to be found in its record or through its electronic traces. Naturally, most face-to-face events left no trace in any repository. But in some occasions, the *key* events in the story of a bug had left no electronic trace; the only way to discover them was through interviews with the participants. At the same time, some events logged in the bug records of all of our cases were noise or junk (for instance, bulk edits and mistakes with their later corrections). The chronological order of events was also problematic: Bugs were sometimes resolved even before their record had been created (C7), or closed long after they had been resolved because they'd been forgotten by the person that needed to close them (C2, C4).

In the survey, 3% of the bugs had been discussed at least a month before they were first filed, and an additional 6% at least a week before being filed.

**4.2.5 Groups and politics.** As we moved further from the raw data and into broader patterns of coordination, we saw that most of the important information at the team and division levels could only be found through higher levels of analysis. In C4 we found a pocket of people with a culture and practices different than those of their division, in the process of assimilation after an acquisition. The status of a group with respect to milestones and releases bore significant consequences to the kind and speed of the decisions made as new bugs were found (for instance, for C5 the team was undergoing a “bug bash” and having face-to-face triage meetings daily; most bugs were only given a minute of air time or less). Sometimes, as in C3 and C7, ownership of a bug falls in a gray zone, and inter-team or inter-division struggles to determine ownership and accountability ensue. These issues usually impact the history of bugs considerably, yet we could not have learned about them without interviewing its participants and paying close attention to the details in the electronic record.

**4.2.6 Rationale.** Probably the hardest questions to answer without human sense-making and participant collaboration were the “why” questions: In C4, why did a developer choose another as a required code reviewer, but a third as an optional reviewer? In C10, why was there no activity in a bug record for weeks after a few bouts of minute-by-minute updates and frantic emails? Why were the Status or Resolution fields in C2, C4, and C8 incorrect? Why in C5 did a triage group conclude that the bug would not be fixed? Why did a tester file a bug, C9, even though she suspected the failure was most likely a false alarm?

We found that the answers to these questions, discovered during interviews, would often unlock the whole explanation of the events in the history of a bug.

**4.2.7 Miscellaneous.** Other facts that could only be found at higher levels of analysis resist categorization, but still tend to be at the heart of a bug's history. In C6, a bug was found independently by a tester and a developer in different groups; the developer produced a fix without knowledge that the bug had been already documented. In C4, a developer committed hundreds of new lines of code to fix a bug shortly after it was found; he did not write them all at a blazing speed, but rather copied them from the code of his old company, now acquired by Microsoft, and “stitched it” to the relevant interfaces. In two cases (C3 and C7), early and correct diagnoses were promptly ignored in a flurry of emails to get an urgent bug resolved. In general, the bugs in our case pool had far richer and more complex stories than would appear by automatically collecting and analyzing their electronic traces.

## 5. Coordination Patterns

In the end, our bug histories were rich, varied, and context dependent. They did not follow a uniform path or lifecycle. This posed a problem: our first research goal was, precisely, to describe the lifecycle of bugs and the process of fixing them.

Instead of attempting to formulate a process for all bug histories, we chose to describe the menu of coordination patterns that we observed. We selected the patterns that seemed to be the most recurrent and those that occurred rarely but had a great impact in the history of a bug. Table 4 lists them.

Some of the patterns have negative implications. For instance, we saw several cases of “snowballing threads” and “rapid fire email in public” that were clearly inefficient, yet they seemed to be routine for our participants. The only “summit” we observed corresponded to a bug (C3) that was described to us as “very important” and “threatening to move our ship date” by the release manager in charge. We added one pattern for completeness (video conferences), though we observed no instances of it. Another pattern, “forgotten”, was pointed to us by one of our survey respondents; it was not included in our original list.

We asked our survey respondents whether those patterns had occurred for their last bug, and if so, whether they had been essential for the resolution of the bug. Figure 4 provides their responses. The last column represents the perceived usefulness of a pattern in relation to its frequency.

**Table 4 - Coordination patterns**

<b><i>Communication media</i></b>	
Broadcasting emails	Sending a manual or automatic notification to a number of mailing lists to inform their members of an event.
Shotgun emails	Sending an email to a number of mailing lists and individuals in the hope that one of the recipients will have an answer to the current problem
Snowballing threads	Adding people to an ever-increasing list of email recipients.
Probing for expertise	Sending emails to one or few people, not through the “shotgun” method, in the hope that they will either have the expertise to assist with a problem or can redirect to somebody that will.
Probing for ownership	Sending emails to one or few people, not through the “shotgun” method, requesting that they accept ownership of the bug or can redirect to somebody that will.
Infrequent, direct email	Emails sent privately and infrequently among a handful of people.
Rapid-fire email	Bursts of email activity in private among a few people in the process of troubleshooting the issue.
Rapid-fire email in public	Like the above, but with tens or hundreds of people copied as recipients of the email thread, most of them unconnected to the issue.
IM discussion	Using an instant messaging platform to pass along information, troubleshoot, or ping people.
Phone	Phone conversations used to pass along information, troubleshoot, or ping people.
<b><i>Bug database</i></b>	
Close-reopen	A bug that is reopened because it had been incorrectly diagnosed or resolved, or because there is disagreement on its resolution or on the team's ability to postpone addressing it.
Follow-up bugs filed	Other bugs were found and filed in the process of fixing this one, or a piece of this bug was filed in a different record as follow-up.
Forgotten	A bug record that goes unnoticed and unattended for long periods.
<b><i>Working on code</i></b>	
Code review	The fix for this bug was reviewed and approved by at least one peer.
Two birds with one stone	The fix for this bug also fixed other bugs that had been discovered and filed previously.
While we're there	The fix for this bug also fixed other bugs that had not been discovered previously.
<b><i>Meeting</i></b>	
Drop by your office	Getting a piece of information, or bouncing some ideas regarding the issue, face to face informally with a coworker in a nearby office.
Air time in status meeting	The issue was discussed in a regular group status meeting.
Huddle	The issue called for a team meeting exclusively to discuss it.
Summit	The issue called for a meeting among people from different divisions exclusively to discuss it.
Meeting with remote participants	Any meeting where at least one member is attending remotely (could be a huddle or summit meeting).
Video conferences	Any meeting where video was used to communicate with at least one attendee (could be a huddle or summit meeting).
<b><i>Other patterns</i></b>	
Ignored fix/diagnosis	A correct diagnosis or fix that was proposed early on and was temporarily ignored by the majority.
Ownership avoidance	Bouncing ownership of the bug or code.
Triaging	Discussing and deciding whether this is an issue worth addressing.
Referring to the spec	At least one concrete and specific reference to a spec, design document, scenario, or vision statement, to provide guidance to solve or settle the issue.
Unexpected contribution	New information or alternatives that come from people out of the group discussing the issue.
Deep collaboration	Two or more people working closely (face to face or electronically) and for a sustained period to unravel the issue.



	Essential (E)	Occurred (O)	(E / O)
Probing for ownership	16%	30%	52%
Summit	1%	2%	50%
Probing for expertise	17%	34%	49%
Code review	30%	66%	46%
Triaging	32%	69%	46%
Rapid-fire email	13%	33%	38%
Infrequent, direct email	18%	49%	37%
Shotgun emails	7%	19%	37%
Drop by your office	23%	64%	36%
IM discussion	11%	32%	35%
Phone	7%	20%	33%
Meetings w/remote part.	4%	12%	33%
Huddle	2%	6%	33%
Air time in status meeting	8%	27%	29%
Close-reopen	4%	13%	29%
Broadcasting emails	10%	35%	27%
Referring to the spec	6%	24%	24%
While we're there	3%	14%	21%
Rapid-fire (in public)	1%	5%	20%
Follow-up bugs filed	3%	18%	16%
Deep collaboration	3%	22%	13%
Snowballing threads	2%	16%	13%
Two birds with one stone	1%	17%	6%
Ownership avoidance	1%	28%	3%
Ignored fix/diagnosis	0%	9%	0%
Video conferences	0%	3%	0%
Unexpected contribution	0%	9%	0%

**Figure 4 - Usefulness and frequency of patterns**

We do not claim that our list of patterns is comprehensive. But using them to characterize bug histories may provide enough relevant information about their coordination events while ignoring irrelevant details. Furthermore, as we discuss in the next section, some of them could be supported (or in the case of negative patterns, prevented) by software tools.

## 6. Implications

### 6.1 For tool designers

Although the set of states commonly used in bug databases (Active, Assigned, Resolved, etc.) may be helpful to manage software development, our data shows that they are poor approximations of the true lifecycle of a bug. We believe it is more useful, for understanding coordination and for designing tools for developers, to think of bug fixing activities not as

belonging to a stage of a bug's life or a workflow, but as striving for the satisfaction of one or several goals.

We formulated a list of goals based on the activities of the people in our case study. Table 5 describes them. Not all of the goals occur for every case, and they do not occur strictly sequentially.

These goals provide a framework to analyze the effectiveness of coordination and project management tools and practices. For instance, *Assignment of Ownership* is often problematic, especially if there is no clear owner of the seemingly buggy code. In the case study this happened more often with test scripts than with feature code, and with developers leaving their posts without tying loose ends. Tools and practices that ensure that every artifact has an active owner would reduce this problem.

*Search* is another problematic area. In our cases it often resulted in “snowballing threads” and “shotgun emails,” which sometimes succeed in finding the people or piece of knowledge necessary, but can be extremely inefficient if one considers the person-hours needed by hundreds of email recipients to parse numerous messages that, more often than not, have no relevance for them.

For coordination purposes, *Awareness* was the area most in need of improvement. However, it is not easy to figure out how to provide the right level of awareness in very large companies with interconnected products. Awareness seems to be most needed not at the team level, but among the primary and secondary agents that form the social network around a work item. Tools that (partially) detect work networks and allow for their members to be aware of the activities of their peers should help address this issue.

### 6.2 For researchers

Our case study and survey results point in the same direction: Electronic repositories hold incomplete or incorrect data more often than not. We base this conclusion on our exploration of bug databases and email communications; source code repositories are even more at fault than these data sources as they are blind to the networks of testers, program managers, usability experts, and users that are also primary agents in coordination phenomena.

Some of the concrete discrepancies we found might be acceptable for large-scale automated analyses of coordination. Others, such as most of the People issues in 4.2.3 and the missing links from bug records to source code change-sets, are far more serious.

**Table 5 – Stakeholders’ goals during the lifespan of a bug**

<i>Discovery</i>	Detecting a difference between reality and expectation. The essential first step to record the unexpected behavior as a bug.
<i>Diagnosis</i>	Understanding the nature, cause, and impact of the bug, as well as the actions that will be taken as a result. We believe it happens in every case, though often tacitly.
<i>Assignment of Ownership</i>	Determining who will be responsible and accountable for the resolution of a bug, both at the group and individual levels.
<i>Search</i>	Finding the appropriate knowledge, resources, and skills. It seems to be often meshed with Assignment of Ownership activities, so that the expert is the owner of the bug –but even the owner may need to reach out for other, more specific bits of expertise and knowledge.
<i>Correction</i>	What we usually think of as “fixing a bug”. Correcting relevant lines of code, changing documentation, scripts, or other artifacts so that reality and expectation match again.
<i>Closure</i>	Determining that the organization is willing to live with the current state of things as related to the bug.
<i>Awareness</i>	Communicating status to relevant participants. It stretches through the whole history of almost every bug.

One could take several actions to reduce the problems posed by electronic repositories. An essential first step is to connect them. Also important would be to provide some elementary intelligence to automation tools to detect and ignore noise activity and bulk edits. Finally, studying the standard operations of the participating organization can help researchers determine whether most coordination events leave minable electronic traces or not.

But even if all of the above were taken care of, reaching conclusions about coordination dynamics exclusively through automation runs the risk of failing to perceive the personal, social, and political factors of large scale software development, and thus of missing the essence of each of the interactions that constitute a software product.

## 7. Limitations

During our analysis we worked with several concepts that do not yet have a consistent definition in the literature. In particular, one could argue that our coordination patterns and goals are subjective and have blurry boundaries—we never specified, for instance, the difference between “rapid-fire” and “infrequent” emails. Although this is a valid criticism, our constructs are a first iteration given the data we collected. Additional data and further iterations should refine these constructs, and add others that help convey the underlying concepts more clearly.

Our data come exclusively from Microsoft, and the extent to which our results are valid for other companies is not clear without replications. As is well known, Microsoft has tens of thousands of employees, millions of daily users, and many interconnected products. These are all forces that shape coordination

dynamics. However, the use of software repositories and communication media at Microsoft seems to be similar to that of comparable companies. The clearest finding in our study, the difference between the minable version and the true version of a bug’s history, should not be Microsoft-specific, as it depends not on corporate culture but on the amount and quality of the information that can be economically and efficiently captured electronically.

It is possible that for some software development environments, particularly open source, in which all or most information is communicated electronically and persistently, this is less of a problem. Replications of this study would help resolve that question.

## 8. Conclusions

This field study found that the histories of even simple bugs are strongly dependent on social, organizational, and technical knowledge that cannot be solely extracted through the automated analysis of software repositories. Automatically extracted histories provide factual errors and incomplete and erroneous accounts of coordination. The paper discusses some strategies to mitigate this problem.

The study also used rich bug histories to discover a number of coordination patterns of bug fixing, which were validated through a survey of software professionals. From an analysis of the underlying purpose of the people that engage in these patterns, we derived eight goals for bug fixing that are useful as a framework to design better tools and practices.

Although we initially considered studying coordination for feature development along with bug fixing, a pilot feature case (not reported in this paper) proved to belong to an entirely different domain, and

we chose to focus on bug fixing exclusively. We plan to explore the differences and interactions between both kinds of development activities in future work.

## Acknowledgements

*We thank the HIP team at Microsoft Research, our anonymous reviewers, and Steve Easterbrook, Greg Wilson, and Jeremy Handcock for fruitful discussions throughout the study. We also thank the software professionals that participated in our study for their time. The first author was an intern at Microsoft Research during the summer of 2008.*

## References

- [1] J. Anvik, L. Hiew, and G. C. Murphy. Who should fix this bug? In *ICSE'06: Proceedings of the 28th International Conference on Software Engineering*, pages 361-370, Shanghai, China, 2006.
- [2] J. Aranda and S. M. Easterbrook. Distributed cognition in software engineering research: Can it be made to work? In *First workshop on Supporting the Social Side of Large Scale Software Development (SSSLSSD)*, Banff, Canada, 2006.
- [3] N. Bettenburg, S. Just, A. Schroter, C. Weiss, R. Premraj, and T. Zimmermann. What makes a good bug report? In *Proceedings of the 16th International Symposium on Foundations of Software Engineering (FSE 2008)*, Atlanta, GA, USA, November, 2008.
- [4] F. P. Brooks. *The Mythical Man-Month*. Addison Wesley, 1995.
- [5] M. Cataldo, P. A. Wagstrom, J. D. Herbsleb, and K. M. Carley. Identification of coordination requirements: Implications for the design of collaboration and awareness tools. In *CSCW'06: Proceedings of the 20th conference on Computer Supported Cooperative Work*, pages 353-362, Banff, Canada, 2006.
- [6] J. Chong and T. Hurlbutt. The social dynamics of pair programming. In *ICSE'07: Proceedings of the 29th International Conference on Software Engineering*, pages 354-363, Minneapolis, MN, USA, 2007.
- [7] B. Curtis, H. Krasner, and N. Iscoe. A field study of the software design process for large systems. *Communications of the ACM*, 31(11): 1268-1287, 1988.
- [8] C. R. B. de Souza and D. F. Redmiles. An empirical study of software developers' management of dependencies and changes. In *ICSE'08: Proceedings of the 30th International Conference on Software Engineering*, pages 241-250, Leipzig, Germany, 2008.
- [9] C. R. B. de Souza, D. F. Redmiles, G. Mark, J. Penix, and M. Sierhuis. Management of interdependencies in collaborative software development. In *ISESE 2003: Proceedings of the 2003 International Symposium on Empirical Software Engineering*, pages 294-303, 2003.
- [10] J. D. Herbsleb and R. E. Grinter. Splitting the organization and integrating the code: Conway's Law revisited. In *ICSE'99: Proceedings of the 1999 International Conference on Software Engineering*, pages 85-95, Los Angeles, CA, USA, 1999.
- [11] J. D. Herbsleb and A. Mockus. An empirical study of speed and communication in globally distributed software development. *IEEE Transactions on Software Engineering*, 29(6):481-494, 2003.
- [12] M. Hertzum. The importance of trust in software engineers' assessment and choice of information sources. *Information and Organization*, 12(1): 1-18, 2002.
- [13] E. Hutchins. *Cognition in the Wild*. MIT Press, 1995.
- [14] A. J. Ko, R. DeLine, and G. Venolia. Information needs in collocated software development teams. In *ICSE'07: Proceedings of the 29th International Conference on Software Engineering*, pages 344-353, Minneapolis, MN, USA, 2007.
- [15] R. E. Kraut and L. A. Streeter. Coordination in software development. *Communications of the ACM*, 38(3): 69-81, 1995.
- [16] T. D. LaToza, G. Venolia, and R. DeLine. Maintaining mental models: A study of developer work habits. In *ICSE'06: Proceedings of the 28th International Conference on Software Engineering*, pages 492-501, Shanghai, China, 2006.
- [17] T. C. Lethbridge, J. Singer, and A. Forward. How software engineers use documentation: The state of the practice. *IEEE Software*, 20(6): 35-39, 2003.
- [18] D. Perry, N. A. Staudenmayer, and L. G. Votta. People, organizations, and process improvement. *IEEE Software*, 11(4): 36-45, 1994.
- [19] J. Singer, T. Lethbridge, N. Vinson, and N. Anquetil. An examination of software engineering work practices. In *CASCON'97: Proceedings of the 1997 Conference of the Centre for Advanced Studies on Collaborative Research*, Toronto, ON, Canada, 1997.
- [20] G. Valetto, M. Helander, K. Ehrlich, S. Chulani, M. Wegman, and C. Williams. Using software repositories to investigate socio-technical congruence in development projects. In *MSR'07: Fourth International Workshop on Mining Software Repositories*, Minneapolis, MN, USA, 2007.
- [21] P. F. Wilson, L. D. Dell, and G. F. Anderson. *Root Cause Analysis: A Tool for Total Quality Management*. ASQ Quality Press, 1993.
- [22] R. K. Yin. *Case Study Research: Design and Methods (3rd Edition)*. Sage, 2003.